

PUSH PULL

CONNESSIONE IN PRESSIONE
 CONNECTION UNDER PRESSURE
 ANSCHLUSS UNTER DRUCK
 CONNEXION SOUS PRESSION

Caratteristiche tecniche I

- Norma: ISO 7241 A
- Ghiera: doppia azione
- Occlusione: valvola
- Aggancio: sfere radiali
- Materiale: acciaio
- Finitura: Zn-Fe (Cr III)
- Filettature: BSP - NPT - SAE - METRICHE
- Guarnizioni standard: NBR
- Temperatura d'esercizio: -25 °C +100 °C
- Guarnizioni opzionali: FKM, EPDM o altro
- Pressioni di esercizio: 250 bar
- Connessione in pressione: consentita (solo lato maschio)

Technical data E


- Standard: ISO 7241 A
- Sleeve: double acting
- Occlusion: poppet
- Locking: radial balls
- Material: steel
- Finishing: Zn-Fe (Cr III)
- Threads: BSP - NPT - SAE - METRICS
- Standard seals: NBR
- Working temperature: -25 °C +100 °C
- Optional seals: FKM, EPDM or more
- Working pressure: 250 bar
- Connection under pressure: allowed (male side only)

Technische Merkmale D

- Norm: ISO 7241 A
- Hülse: doppelwirkend
- Verschluss: ventil
- Kupplung: Radial Kugeln
- Werkstoff: Stahl
- Ausführung: Zn-Fe (Cr III)
- Gewinde: BSP - NPT - SAE - METRISCHE
- Standard-Dichtungen: NBR
- Betriebstemperatur: -25 °C +100 °C
- Dichtungen nach Wahl: FKM, EPDM, usw.
- Betriebsdruck: 250 bar
- Kuppeln unter Druck: erlaubt (nur Steckerseite)

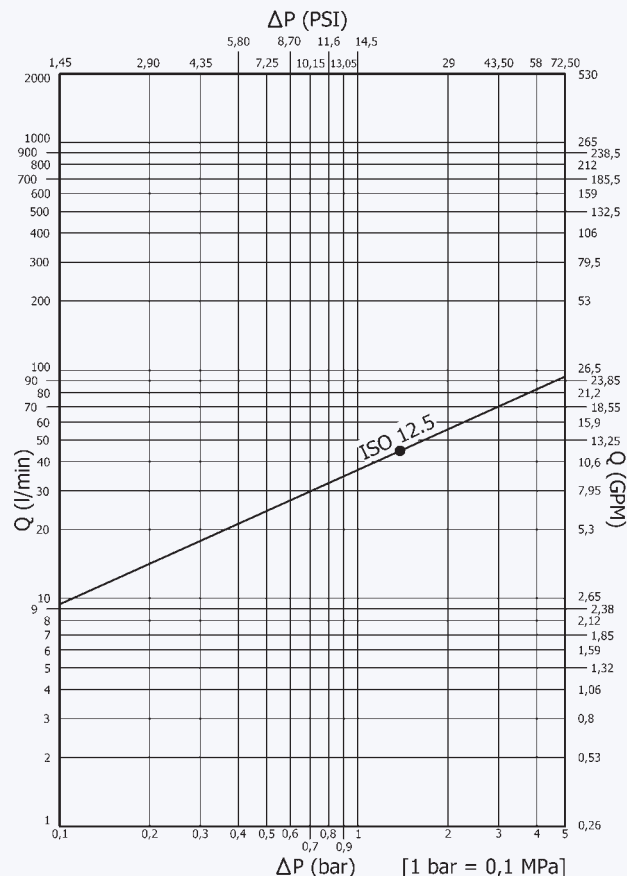
Caracteristiques techniques F

- Norme: ISO 7241 A
- Douille: double action
- Obturation: clapet
- Accrochage: billes radiales
- Matériel: acier
- Traitement: Zn-Fe (Cr III)
- Taraudage: BSP - NPT - SAE - METRIQUES
- Joints standard: NBR
- Température de service: -25 °C +100 °C
- Joints facultatifs: FKM, EPDM, ect.
- Pression de service: 250 bar
- Connexion sous pression: possible (seulement côté male)

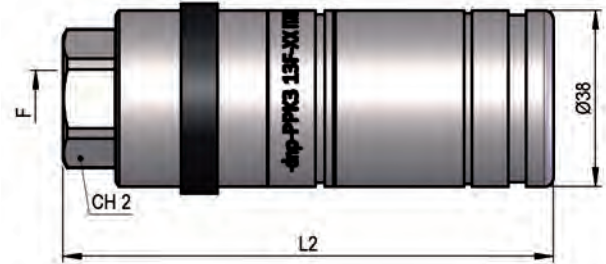


Nominal size				Max working pressure	Rated flow	Max flow rate	Min burst pressure			Fluid spillage
DNP	BG	ISO	mm				Male	Female	Coupled	
13	3	12.5	10.5	25	45	90	See PPV	130	120	2.7

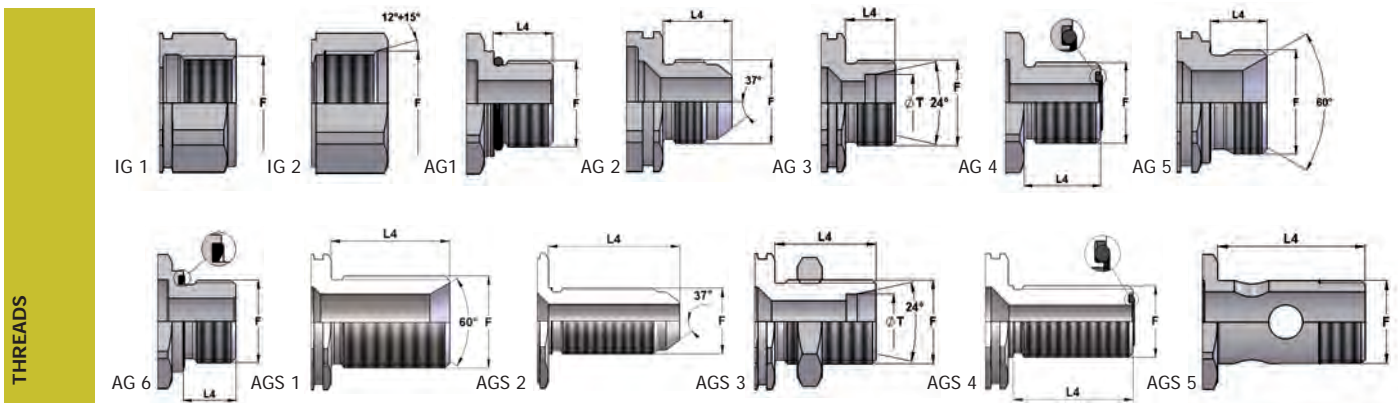
1 MPa = 145.04 psi • 1 l = 0.264 gal



PPK3 DN13 - BG 3 - ISO 12.5



THREADS	CH2	L2	L4	ØT	F	STANDARD	FEMMINA - FEMALE - MUFFE - FEMELLE		
							COD. F	Weight (g)	Packaging (pcs.)
IG 1	27	107.3			BSP 1/2"	DIN 3852-2-X	PPK3.1313.112	575	35
	27	107.3			NPT 1/2"	ANSI B1.20.3	PPK3.1313.012	577	35
IG 2	27	107.3			3/4"-16 UNF 2B	SAE J 1926-1	PPK3.1319.032	580	35
	30	109.3			7/8"-14 UNF 2B	SAE J 1926-1	PPK3.1323.032	569	35
	32	111.3			1"1/16-14 UNF 2B	SAE J 1926-1	PPK3.1327.032	577	35
AG 1	32	112.5	14		BSP 1/2"	DIN 3852-2-A	PPK3.1313.212	559	35
	32	113.3	14		M18x1.5	ISO 6149-2	PPK3.1318.222	563	35
	32	111.5	15		M22x1.5	ISO 6149-2	PPK3.1322.222	554	35
	32	107.5	11.1		3/4"-16 UNF 2A	SAE J 1926-3	PPK3.1319.332	547	35
	32	113.7	12.7		7/8"-14 UNF 2A	SAE J 1926-3	PPK3.1323.332	579	35
	32	110.8	15.1		1"1/16 -12UN 2A	SAE J 1926-3	PPK3.1327.332	564	35
AG 6	32	110.3	14		M22x1.5	DIN 3852-11-E	PPK3.1322.312	547	35
AG 4	32	108.6	12.8		13/16-16 UN 2A	SAE J 1453	PPK3.1320.532	552	35
AGS 4	32	136.6	40.6		1"-14 UNS 2A	SAE J 1453	PPK3.1325.532	645	35
	32	138.6	41.7		1"3/16-12 UN 2A	SAE J 1453	PPK3.1330.532	680	35
AG 5	32	110.3	12		BSP 3/8"	DIN 3852-2-A	PPK3.1310.712	546	35
	32	111.5	14		M22x1.5	DIN 3852-1-A	PPK3.1322.712	556	35
AGS 1	32	132.8	35		BSP 3/8"	DIN 3863-U	PPK3.1310.752	573	35
	32	132.5	35		BSP 1/2"	DIN 3863-U	PPK3.1313.752	586	35
	32	130.7	35		BSP 5/8"	DIN 3863-U	PPK3.1322.752	579	35
AG 2	32	112.5	16.7		3/4"-16 UNF 2A	SAE J 514	PPK3.1319.302	549	35
	32	115.1	19.3		7/8"-14 UNF 2A	SAE J 514	PPK3.1323.302	557	35
	32	117	22		1"1/16-14 UNF 2A	SAE J 514	PPK3.1327.302	569	35
AGS 2	32	133.5	37.6		3/4"-16 UNF 2A	SAE J 514	PPK3.1319.502	578	35
	32	137	41.1		7/8"-14 UNF 2A	SAE J 514	PPK3.1323.502	594	35
AG 3	32	107.8	12	12S	M20x1.5	ISO 8434-1-S	PPK3.1320.402	545	35
AGS 3	32	121.5	26	12L	M18x1.5	ISO 8434-1-L	PPK3.1318.502	567	35
	32	123.5	27	15L	M22x1.5	ISO 8434-1-L	PPK3.1322.502	599	35
	32	123.5	27	12S	M20x1.5	ISO 8434-1-S	PPK3.1320.602	594	35
	32	124.5	29	16S	M24x1.5	ISO 8434-1-S	PPK3.1324.602	612	35
AGS 5	32	134.8	39		M22x1.5	DIN 7463	PPK3.1322.902	570	35



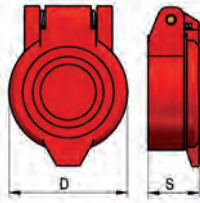
THREADS

PLASTIC CAPS

NOMINAL SIZE			FEMALE DUST PLUG				COLOR	MATERIAL	
DNP	BG	ISO	COD. F	Dimensions			Weight (g)		
				D	L	D1			
13	3	12.5	SPAV.13002	35	250	26	20		PVC
13	3	12.5	SPAV.13012	35	250	26	20		PVC
13	3	12.5	SPAV.13022	35	250	26	20		PVC
13	3	12.5	SPAV.13032	35	250	26	20		PVC
13	3	12.5	SPAV.13042	35	250	26	20		PVC
13	3	12.5	SPAV.13052	35	250	26	20		PVC
13	3	12.5	SPAV.13062	35	250	26	20		PVC



AUTOMATIC CAPS



NOMINAL SIZE			AUTOMATIC FEMALE CAP			COLOR	MATERIAL	
DNP	BG	ISO	COD. F	Dimensions		Weight (g)		
				D	S			
13	3	12.5	SPPV.13302	46	18.4	24		Nylon
13	3	12.5	SPPV.13312	46	18.4	24		Nylon
13	3	12.5	SPPV.13322	46	18.4	24		Nylon
13	3	12.5	SPPV.13332	46	18.4	24		Nylon
13	3	12.5	SPPV.13342	46	18.4	24		Nylon

SPARE PARTS



NOMINAL SIZE			FEMALE GASKET	
DNP	BG	ISO	OR (NBR*)	BK (PTFE)
13	3	12.5	PAV.013.120	PAV.013.130

*AL CODICE DELLA GUARNIZIONE IN NBR AGGIUNGERE 'E' PER EPDM O 'V' PER VITON

*TO THE NBR GASKET CODE ADD 'E' FOR EPDM OR 'V' FOR VITON

*ZU DER ARTIKELNR. DER NBR DICHTUNG GEBEN SIE 'E' FUER EPDM ODER 'V' FUER VITON AN

*AU CODE DU JOINT EN NBR JOINDRE 'E' POUR EPDM OU 'V' POUR VITON